


FOR THOSE WHO
WANT TO TAKE A STEP
TOWARD LEARNING
JAPANESE LANGUAGE
AND JAPANESE CULTURE



By *ハイソニーヤー



SHIMANE
UNIVERSITY



SHIMANE IS HERE!

THE POPULATION RANKED NEXT TO LAST.

IT'S COUNTRYSIDE!

IZUMO TAISHA GRAND SHRINE IS KNOWN AS THE OLDEST SHRINE WHERE THE GOD OF INVITATIONS TO BEAUTIFUL ENCOUNTERS IS LIVING! MANY ASPECTS OF THE SHRINE STILL REMAIN MYSTERIES!

THERE IS A LEGEND THAT ALL THE GODS FROM THROUGHOUT THE NATION GATHER HERE ONCE A YEAR!

IT IS DIVIDED INTO THREE AREAS.

THE AREA HAS EACH FOOD CULTURE AND PERSONALITY.

IWAMI GINZAN SILVER MINE HAD PRODUCED ONE THIRD OF THE WORLD'S SILVER UNTIL THE LATE 16TH CENTURY.

IWAMI GINZAN SILVER MINE

LAKE SHINJI

SHIMANE UNIVERSITY

IT IS SAID THERE ARE MILLIONS OF GODS IN JAPAN!

YOU CAN HAVE MULTI-CULTURAL EXPERIENCE IN A SINGLE PREFECTURE.

LOTS OF HOT SPRINGS!

THE AREA WHERE CULTURE HAS FLOURISHED FROM OLD TIMES IN JAPAN.

THE AUDIENCE CAN ENJOY TOGETHER.

KAGURA AND DO GYORETSU (BIG DRUM PARADE) --SHOWY TRADITIONAL PERFORMING ARTS.

THE AREA WHERE JAPANESE CULTURE FROM ANCIENT TIMES IS STILL ALIVE.

STREETSCAPE IS WONDERFUL AS WELL AS THE SPRING QUALITY♡

SHIMANE ALSO HAS A LARGE NUMBER OF MYTHS!

HIROSHIMA

SKIING, HIKING, AND WATER SPORTS!

YOU CAN ENJOY VARIOUS OUTDOOR ACTIVITIES!

島根県

SHIMANE PREFECTURE



POPULATION IS ABOUT 200,000.

LOTS OF RAIN AND SNOW.

TEA CULTURE IS POPULAR!

YOU CAN SEE SAMURAIS AND NINJAS♪




NATIONAL TREASURE! MATSUE CASTLE

MATSUE CITIZENS ARE EARNEST WITH SHYNESS!
ALSO FULL OF OMOTENASHI MIND.



IT'S AN ATTRACTIVE CASTLE TOWN.

NEITHER TOO RURAL NOR URBAN♪



IT IS CALLED THE WATER CITY BECAUSE THERE ARE A LOT OF WATERWAYS AND THE CITY IS SURROUNDED BY TWO LAKES.





NO WORRIES ABOUT THE FOOD, CLOTHING AND HOUSING.

A BICYCLE WILL MAKE YOUR LIFE MORE CONVENIENT.

-SYMBOLS-

- Ψ4 RESTAURANT
- 24 CONVENIENCE STORE
- ⊕ SUPERMARKET
- ☐ MOBILE SHOP
- ⊙ KARAOKE
- ⊕ HOSPITAL/CLINIC
- ⊗ POLICE BOX
- Ⓢ BANK
- ⊖ DRUGSTORE
- 📖 BOOK



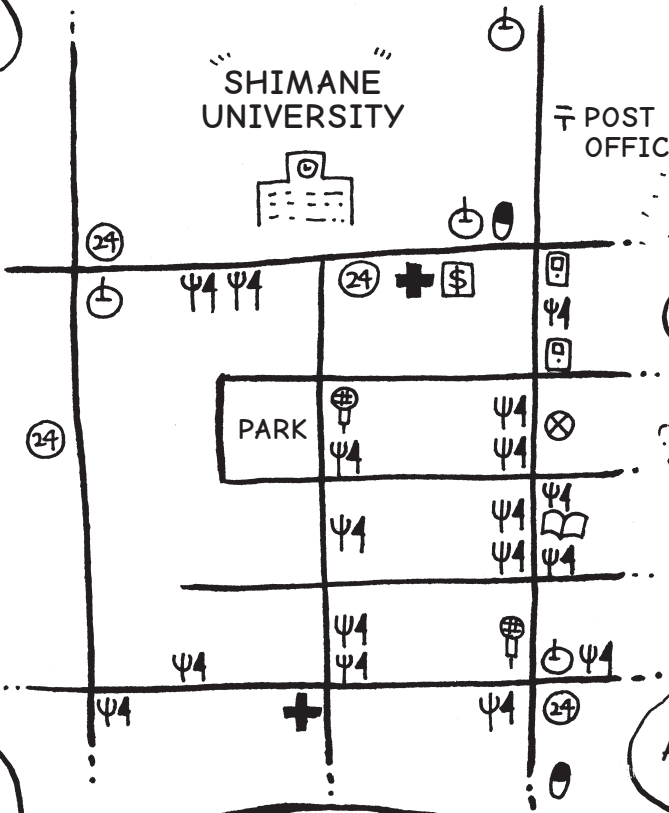
COMPACT AND EFFECTIVE THOUGH IT IS COUNTRYSIDE.

LIVING COST IN MATSUE IS MUCH LOWER THAN THAT OF BIG CITIES.

SHIMANE UNIVERSITY



POST OFFICE



MOST OF SHIMANE UNIVERSITY STUDENTS LIVE AROUND HERE.



EASY TO MAKE FRIENDS.



A LOT OF RESTAURANTS.

EASY TO UNDERSTAND THE MENU WITH THE PICTURES.

CONVENIENT AND BEST AREA TO LIVE!



EVERYTHING WITHIN A FIVE-MINUTE WALK!



AROUND SHIMANE UNIVERSITY



EVENT

NOT ONLY
STUDY BUT...

- CULTURAL EXCHANGE
ACTIVITIES WITH LOCALS
⇒ INTERACTION WITH
HIGH SCHOOL STUDENTS,
COOPERATION WITH LOCAL
GOVERNMENT
- ⇒ JUDO AND KENDO EXPERIENCE
WITH POLICE OFFICERS
- FIELD TRIPS WITH JAPANESE
STUDENTS
⇒ TO KANSAI REGION,
MOUNTAINOUS AREAS IN
SHIMANE, ETC. TRADITIONAL
CULTURE EXPERIENCE AND
SKIING



JOB HUNTING SUPPORT・ SCHOLARSHIP

- EMPLOYMENT SUPPORT
PROGRAM FOR
INTERNATIONAL STUDENTS
⇒ BUSINESS JAPANESE
COURSES, CAREER
EDUCATION, AND
INTERNSHIP TO ACQUIRE
KNOWLEDGE AND SKILLS
TO WORK IN JAPAN.
SCHOLARSHIP IS OFFERED
FOR THE PARTICIPANTS.

ADMISSION AND CLASSES



- PRE-ARRIVAL ADMISSION IS
AVAILABLE!
- ENGLISH-JAPANESE
BILINGUAL EDUCATION
COURSE IN THE FACULTY OF
SCIENCE & ENGINEERING
⇒ BASIC COURSES IN ENGLISH
AND JAPANESE LANGUAGE
TRAINING FOR 1ST & 2ND
YEAR AND SPECIALIZED
COURSES IN JAPANESE FOR
3RD & 4TH YEAR
- SPECIAL PROGRAM FOR
INTERNATIONAL STUDENTS
AT GRADUATE SCHOOL
⇒ COURSES AND SUPERVISION
IN ENGLISH UNTIL
COMPLETION
- ※ THE ABOVE IS NOT OFFERED
IN SOME FACULTIES AND
GRADUATE SCHOOLS.

- SCHOLARSHIP DONATED
BY LOCAL COMPANIES IN
SHIMANE
⇒ 60-HOUR INTERNSHIP IN 2
YEARS IS REQUIRED.
- LOCAL COMPANY TOUR: IT,
FOOD AND HOTEL INDUSTRY
- SCHOLARSHIPS SUPPORTED
BY JAPANESE GOVERNMENT,
JICA, PRIVATE
FOUNDATIONS, ETC.

Contact

国際交流センター - Center for International Exchange

E-mail: international@office.shimane-u.ac.jp

